



# DURA-MAT™

**UNILOCK®**

TECH SHEET

THICKNESS 100MM


REGION ONTARIO



EDGE  
ZERO EDGE DETAIL

**UNILOCK®** Exclusive Technologies

CLASSIC COAT



## APPLICATIONS

Note: Not all sizes are suitable for every application. Contact Unilock Representative for assistance.

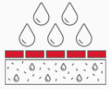
---



**Driveway**



**Patio & Walkway**



### Permeable

Sustainable Design, Stormwater retention,  
Low Impact Design, Rainwater Harvesting,  
Increased Lot Ratio

## COLORS

---

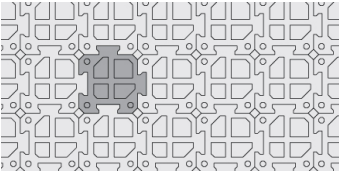
### NATURAL FINISH: CLASSIC



**STANDARD**  
500mm x 500mm x 100mm  
19 3/4" x 19 3/4" x 3 7/8"

## LAYING PATTERNS

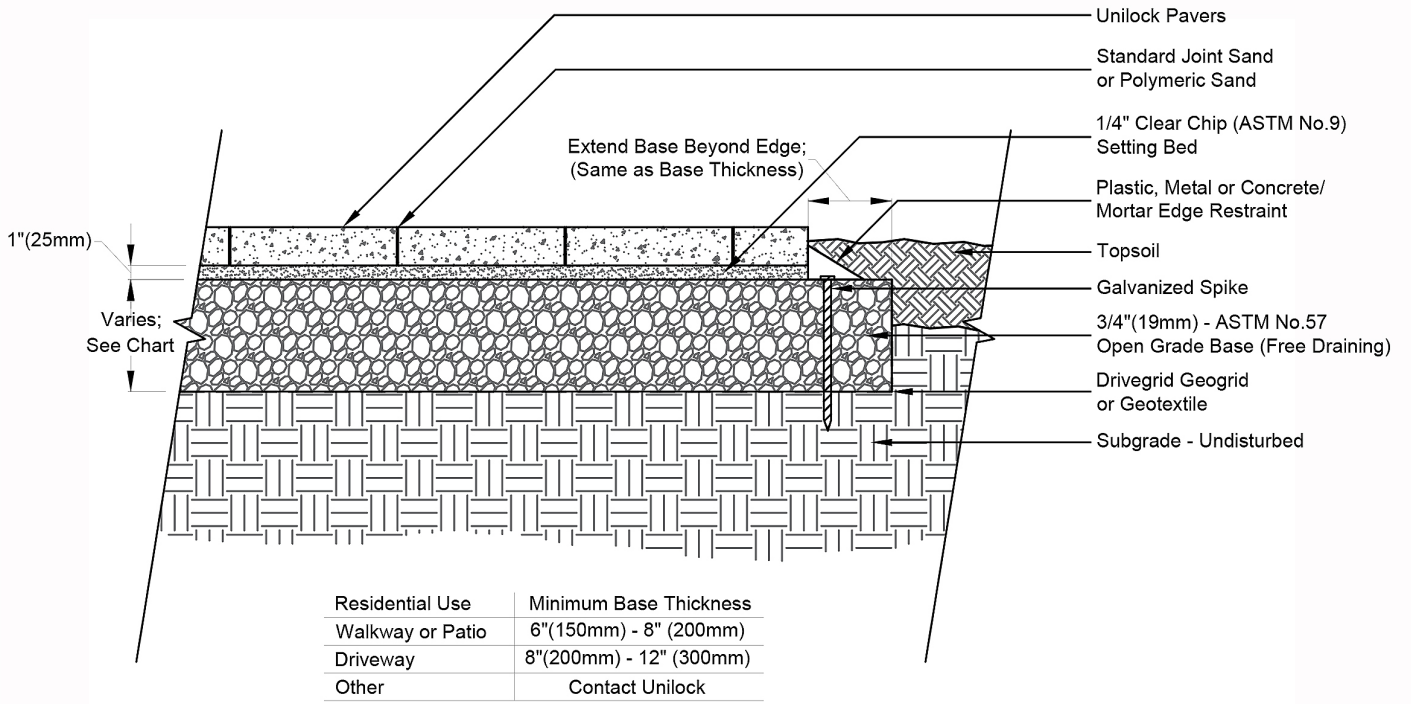
---



**LP DURAMAT STANDARD A**

**TYPICAL CROSS SECTION**

Note: Base, screed bed, infill aggregates and or reinforcements may vary based on project requirements or as specified by engineer.



**PACKAGING**

	STANDARD
UNIT THICKNESS (MM)	100
LAYERS PER BUNDLE	7
SQ FT PER BUNDLE	78.40
SQ FT PER LAYER	11.20
SQ FT PER UNIT	2.80
UNITS PER BUNDLE	28
UNITS PER LAYER	4
LBS PER BUNDLE	2,242.24
LBS PER LAYER	320.32
LBS PER UNIT	80.08

## INSTALLATION NOTES

---

### DuraMat™

DuraMat is designed as an interlocking puzzle-like unit which locks with each neighboring stone to form a strong cohesive mat for use in erosion control applications and retention pond floors.

Recommended Base Stabilization – one layer of DriveGrid™ stabilization grid between subgrade and base material. Recommended depth 8" to 10" below pavers for maximum stability and performance. Use under Standard Base only.

Standard Base – Min. 6" – 8" of ¾" Crusher Run gravel (any road base standard in accordance with ASTM-D2940) compacted to 98% Standard Proctor Density (SPD). When available, use architect's or engineer's specific site engineering for installation.

Standard Bedding Course – no bedding required. Install directly on base material.

Jointing Material and Joint Stabilization - Fill all holes with free-draining aggregate or as specified by engineer.

Handling – This product is heavy and a two-man clamp is recommended for placement.

Edge Restraint - A concrete curb or a "sub-surface concrete wedge" can also be installed to retain the edge.

Paver Compaction - For the final compaction, a "rubber roller compactor" will give you the best results without breaking the units.

Cleaners – Not applicable

Sealers - Not applicable

The Americans with Disabilities Act Accessibility Guidelines (ADAAG) provides measurable criteria to determine compliance, not individual product evaluation. Gaps, joints or openings, greater than ½" horizontal and ¼" vertical should be avoided as they can disrupt wheelchair maneuvering (United States Access Board – Guidelines and Standards).

---

Contact Unilock Representative for actual color samples and availability. Unilock reserves the right to change product information without notice.

PDF Generated November 19, 2024, 8:13 am

