

PORCELAIN

UNILOCK

TECH SHEET

THICKNESS 20MM

REGION ONTARIO



APPLICATIONS

Note: Not all sizes are suitable for every application. Contact Unilock Representative for assistance.



Patio & Walkway

COLORS

**TRAVSTONE BEIGE
FINISH: PORCELAIN**




24"X24"
600mm x 600mm x 20mm
23 5/8" x 23 5/8" x 0 7/8"



16"X32"
400mm x 800mm x 20mm
15 3/4" x 31 1/2" x 0 7/8"

**GRAUSTEIN
FINISH: PORCELAIN**




24"X24"
600mm x 600mm x 20mm
23 5/8" x 23 5/8" x 0 7/8"

**DOVE GREY
TRAVERTINE
FINISH: PORCELAIN**



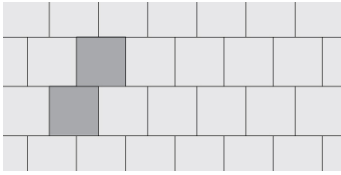
16"X32"
400mm x 800mm x 20mm
15 3/4" x 31 1/2" x 0 7/8"

**COSMIC GREY
FINISH: PORCELAIN**



16"X32"
400mm x 800mm x 20mm
15 3/4" x 31 1/2" x 0 7/8"

LAYING PATTERNS



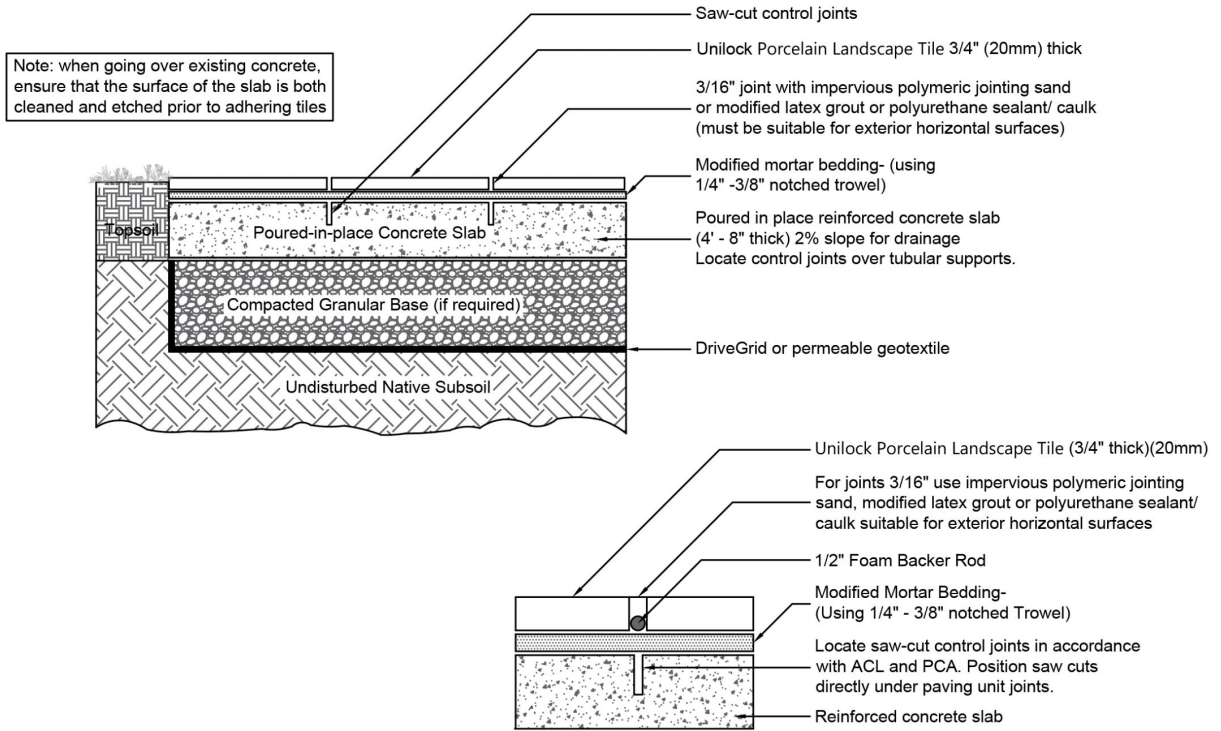
LP PORCELAIN 24X24 RB A



LP PORCELAIN 16X32 HB D

TYPICAL CROSS SECTION

Note: Base, screed bed, infill aggregates and or reinforcements may vary based on project requirements or as specified by engineer.



PACKAGING

	24"X24"	16"X32"
UNIT THICKNESS (MM)	20	20
SQ FT PER UNIT	3.88	3.45
LBS PER UNIT	36.10	32.05

INSTALLATION NOTES

PORCELAIN TILE

Porcelain is a thinly manufactured slab with sharp zero-bevel edges. Porcelain can be used residentially or commercially, but is not suitable for any vehicular applications. Porcelain can also be used in commercial roof deck pedestal applications where a thinner/lighter module is specified. Consult the project engineer for specific installation instructions for roof deck applications.

OVER CONCRETE INSTALLATION – Porcelain must be installed on a stable base. The best way to achieve this is to mortar the units on to a poured concrete pad - preferably a new concrete pad, although existing concrete can be used. It is recommended that you have a minimum 4" of ¾" crusher run gravel under the pad for support and drainage, (use any road base gravel in accordance with ASTM-D2940) compacted to 98% Standard Proctor Density (SPD).

Special Notes: Concrete Direct Overlay –

- Concrete integrity – concrete must be in good condition, and not crumbling
- Drainage slope – concrete below must be sloped away from all buildings and structures
- Base drainage - the area below the concrete must not be subject to frost movement
- Jointing – Exterior Grade Porcelain grout.

ALTERNATIVE PERMEABLE BASE – Porcelain may also be installed on a permeable base in climates with little or no freeze-thaw ground movement.

Use a min. 6" – 8" of ¾" clear open-graded stone compacted to achieve full particle lock-up and consolidation. (Clear open-graded does not compact but does consolidate slightly by rattling the particles together.)

ALTERNATIVE PERMEABLE BEDDING COURSE – 1" thick of 1/8" clear open-graded chip stone – (ASTM No. 8 or 9) screeded over base.

ALTERNATIVE high density foam BASE

Products such as Gatorbase or other high-density foam products designed for exterior paving applications can also be used for porcelain installation. In this instance, the tiles sit directly on the foam base material. This eliminates compaction and it eliminates the need for joint grouting a small plastic tab is used to separate the units and keep them from touching each other.

These foam products can be used to replace a substantial portion of the gravel required below the surface but not eliminate it completely. It is recommended that you have a minimum 4" of ¾" crusher run gravel under the pad for support and drainage, (use any road base gravel in accordance with ASTM-D2940) compacted to 98% Standard Proctor Density (SPD).

HANDLING – Exercise caution when handling this product, as contact between its zero-bevel edges may cause damage.

EDGE RESTRAINT – not required when installed over concrete. Use manufacturer's edge restraint system for high density foam installation.

CLEANERS – Porcelain cleans with simple soap and water.

caution – Porcelain can be slippery when wet.

Contact Unilock Representative for actual color samples and availability. Unilock reserves the right to change product information without notice.

PDF Generated November 19, 2024, 8:14 am

