

PROMENADE™

UNILOCK

TECH SHEET

THICKNESS 100MM

REGION ONTARIO



EDGE
ROUNDED BEVEL EDGE



UNILOCK Exclusive Technologies

ENDURACOLOR

APPLICATIONS

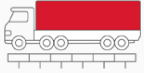
Note: Not all sizes are suitable for every application. Contact Unilock Representative for assistance.



Patio & Walkway




Driveway



Heavy Duty Vehicular

COLORS

BLACK GRANITE FINISH: SERIES - EXPOSED GRANITE



8"X24"
200mm x 600mm x 100mm
7 7/8" x 23 5/8" x 3 7/8"



4"X12"
100mm x 300mm x 100mm
3 7/8" x 11 7/8" x 3 7/8"

DARK CHARCOAL FINISH: IL CAMPO - BRUSHED



4"X12"
100mm x 300mm x 100mm
3 7/8" x 11 7/8" x 3 7/8"



8"X24"
200mm x 600mm x 100mm
7 7/8" x 23 5/8" x 3 7/8"

LIGHT GREY FINISH: IL CAMPO - BRUSHED




4"X12"
100mm x 300mm x 100mm
3 7/8" x 11 7/8" x 3 7/8"



8"X24"
200mm x 600mm x 100mm
7 7/8" x 23 5/8" x 3 7/8"

GRANITE FINISH: IL CAMPO - BRUSHED



4"X12"
100mm x 300mm x 100mm
3 7/8" x 11 7/8" x 3 7/8"



8"X24"
200mm x 600mm x 100mm
7 7/8" x 23 5/8" x 3 7/8"

SANDSTONE
FINISH: SMOOTH PREMIER



4"X12"
100mm x 300mm x 100mm
3 7/8" x 11 7/8" x 3 7/8"

OPAL BLEND
SRI = 24
FINISH: SMOOTH PREMIER



4"X12"
100mm x 300mm x 100mm
3 7/8" x 11 7/8" x 3 7/8"



4"X16"
100mm x 400mm x 100mm
3 7/8" x 15 3/4" x 3 7/8"



8"X24"
200mm x 600mm x 100mm
7 7/8" x 23 5/8" x 3 7/8"

STEEL GREY BLEND
SRI = 9
FINISH: SMOOTH PREMIER



4"X12"
100mm x 300mm x 100mm
3 7/8" x 11 7/8" x 3 7/8"




4"X16"
100mm x 400mm x 100mm
3 7/8" x 15 3/4" x 3 7/8"




8"X24"
200mm x 600mm x 100mm
7 7/8" x 23 5/8" x 3 7/8"

JOINT SPACING = 4MM


LAYING PATTERNS




**LP PROMENADE MULTI UNIT
RANDOM G**




LP PROMENADE 8X24 RB A




LP PROMENADE 8X24 HB C




LP PROMENADE 4X12 HB I



LP PROMENADE 4X12 RB H



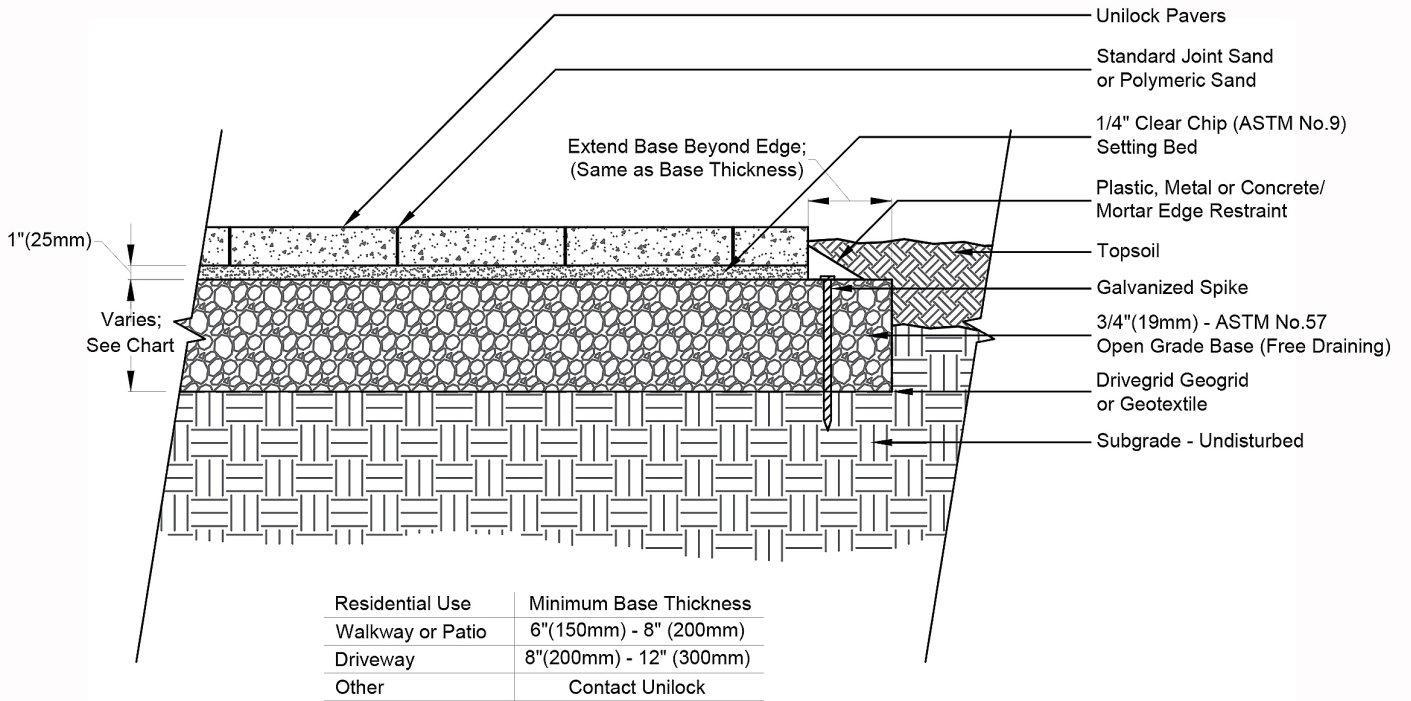
LP PROMENADE 4X16 RB A



LP PROMENADE 4X16 HB C

TYPICAL CROSS SECTION

Note: Base, screed bed, infill aggregates and or reinforcements may vary based on project requirements or as specified by engineer.



PACKAGING

	8"X24" (SERIES - EXPOSED GRANITE)	4"X12" (SERIES - EXPOSED GRANITE)	4"X12" (IL CAMPO - BRUSHED)	4"X12" (SMOOTH PREMIER)	8"X24" (IL CAMPO - BRUSHED)	4"X16" (SMOOTH PREMIER)	8"X24" (SMOOTH PREMIER)
UNIT THICKNESS (MM)	100	100	100	100	100	100	100
LAYERS PER BUNDLE	5	5	5	5	5	5	5
SQ FT PER BUNDLE	51.67	58.13	58.13	58.13	51.67	51.67	51.67
SQ FT PER LAYER	10.33	11.63	11.63	11.63	10.33	10.33	10.33
SQ FT PER UNIT	1.29	0.32	0.32	0.32	1.29	0.43	1.29
UNITS PER BUNDLE	40	180	180	180	40	120	40
UNITS PER LAYER	8	36	36	36	8	24	8
LIN FT PER BUNDLE - SOLDIER	26.25	59.06	59.06	59.06	26.25	39.37	26.25
LIN FT PER LAYER - SOLDIER	5.25	11.81	11.81	11.81	5.25	7.87	5.25
LIN FT PER UNIT - SOLDIER	0.66	0.33	0.33	0.33	0.66	0.33	0.66
LIN FT PER BUNDLE - SAILOR	78.74	177.17	177.17	177.17	78.74	157.48	78.74
LIN FT PER LAYER - SAILOR	15.75	35.43	35.43	35.43	15.75	31.50	15.75
LBS PER BUNDLE	2,391	2,658.87	2,658.74	2,658.87	2,391	2,440	2,391
LBS PER LAYER	478.20	531.77	531.75	531.77	478.20	488	478.20
LBS PER UNIT	59.78	14.77	14.77	14.77	59.78	20.33	59.78

INSTALLATION NOTES

PROMENADE

Contact Unilock Representative for actual color samples and availability. Unilock reserves the right to change product information without notice.

PDF Generated November 19, 2024, 8:13 am

