

# SIENA STONE™ SMOOTH

**UNILOCK**®

TECH SHEET

REGION      ONTARIO



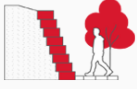
**UNILOCK** Exclusive Technologies

CLASSIC COAT



## APPLICATIONS

Note: Not all sizes are suitable for every application. Contact Unilock Representative for assistance.




Retaining Wall



Step

## COLORS

### GRANITE FINISH: CLASSIC



**WALL STANDARD**  
1,200mm x 180mm x 375mm  
47 1/4" x 7" x 14 7/8"



**CORNER DOUBLE UNIT**  
975mm x 180mm x 375mm  
38 1/2" x 7" x 14 7/8"



**COPING**  
1,200mm x 180mm x 383mm  
47 1/4" x 7" x 15"



**STEP 48"**  
1,200mm x 180mm x 500mm  
47 1/4" x 7" x 19 3/4"



**STEP 72"**  
1,800mm x 180mm x 500mm  
70 7/8" x 7" x 19 3/4"

### DUSK FINISH: CLASSIC



**STEP 48"**  
1,200mm x 180mm x 500mm  
47 1/4" x 7" x 19 3/4"



**STEP 72"**  
1,800mm x 180mm x 500mm  
70 7/8" x 7" x 19 3/4"

**SAFARI**  
**FINISH: CLASSIC**



**STEP 48"**  
1,200mm x 180mm x 500mm  
47 1/4" x 7" x 19 3/4"



**STEP 72"**  
1,800mm x 180mm x 500mm  
70 7/8" x 7" x 19 3/4"



**CORNER DOUBLE UNIT**  
975mm x 180mm x 375mm  
38 1/2" x 7" x 14 7/8"



**WALL STANDARD**  
1,200mm x 180mm x 375mm  
47 1/4" x 7" x 14 7/8"



**COPING**  
1,200mm x 180mm x 383mm  
47 1/4" x 7" x 15"

**CHARCOAL**  
**FINISH: CLASSIC**



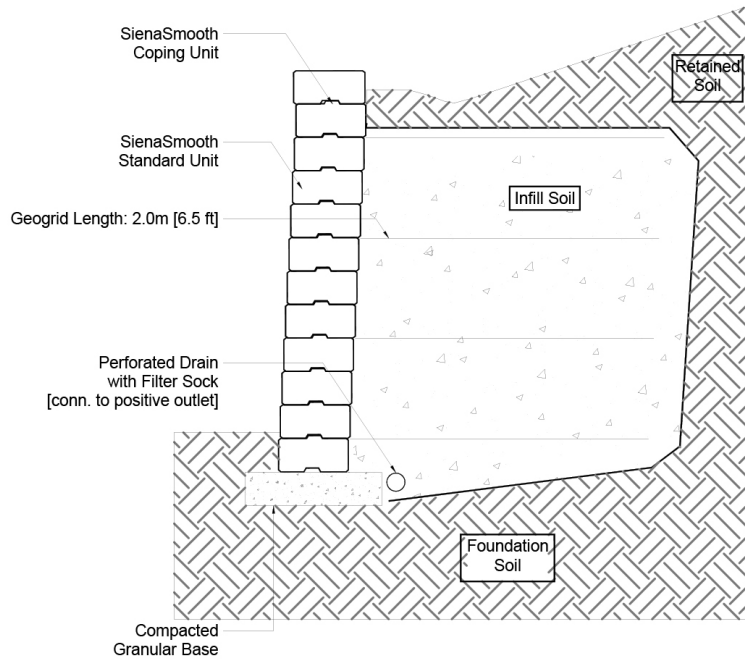
**STEP 72"**  
1,800mm x 180mm x 500mm  
70 7/8" x 7" x 19 3/4"



**STEP 48"**  
1,200mm x 180mm x 500mm  
47 1/4" x 7" x 19 3/4"

## TYPICAL CROSS SECTION

Note: Base, screed bed, infill aggregates and or reinforcements may vary based on project requirements or as specified by engineer.



**PACKAGING**

	WALL STANDARD	CORNER DOUBLE UNIT	COPING	STEP 48"	STEP 72"	CLOSED END RIGHT	CLOSED END LEFT
<b>UNIT THICKNESS (MM)</b>	180	180	180	180	180	180	180
<b>LAYERS PER BUNDLE</b>	3	3	3	3	2	3	3
<b>FCFT PER BUNDLE</b>	20.93	15.71	20.93	13.95	6.97	20.93	20.93
<b>FCFT PER LAYER</b>	6.98	5.24	6.98	4.65	3.49	6.98	6.98
<b>FCFT PER UNIT</b>	2.33	5.24	2.33	2.33	3.49	2.33	2.33
<b>UNITS PER BUNDLE</b>	9	3	9	6	2	9	9
<b>UNITS PER LAYER</b>	3	1	3	2	1	3	3
<b>LBS PER BUNDLE</b>	3,546	1,944	3,555	3,241.50	1,596.44	3,665.87	3,665.87
<b>LBS PER LAYER</b>	1,182	648	1,185	1,080.50	798.22	1,221.96	1,221.96
<b>LBS PER UNIT</b>	394	648	395	540.25	798.22	407.32	407.32

## INSTALLATION NOTES

---

### SienaStone™ Smooth

SienaStone is an engineered large module (min 500 lbs/250 kg ea.) retaining wall system with incredible capacities for both gravity walls and reinforced walls. SienaStone is mostly used in commercial applications or in residential applications where higher and stronger structural walls must be constructed.

Applications – Structural retaining walls for large embankments.

Capacity – Gravity walls up to 13' (4m). Geogrid reinforced walls up to 39 ft. (12m).

Recommended Base Stabilization – one layer of DriveGrid™ stabilization grid between subgrade and base material. Use under Standard Base or Permeable Base.

Standard Base – Min. 6" – 8" of ¾" Crusher Run gravel (any road base standard in accordance with ASTM-D2940) compacted to 98% Standard Proctor Density (SPD).

Alternative Permeable Base – Min. 6" – 8" of ¾" clear open-graded stone compacted to achieve full particle lock-up and consolidation. (Clear open-graded does not compact but does consolidate slightly by rattling the particles together.)

Leveling – Install SienaStone directly on a compacted granular base. Install level end to end as well as front to back. Poured concrete leveling pads, reinforced with rebar, are also a great way to accomplish leveling, especially for larger installations. You must ensure that the concrete is poured and finished perfectly in order to achieve a good visual appearance.

Connection – features a tongue and groove connection. Use appropriate concrete adhesive for connection between units where the key has been removed or for corners. Always read adhesive manufacturers' directions prior to gluing.

Handling – This is a mechanically placed wall system. Special clamps for lifting are available for use during project.

Coping - This wall requires the SienaStone specific coping. Coping attaches with tongue and groove connection. No adhesive required.

---

Contact Unilock Representative for actual color samples and availability. Unilock reserves the right to change product information without notice.

PDF Generated November 19, 2024, 8:13 am

