

UNIVERSAL

UNILOCK

TECH SHEET

REGION ONTARIO



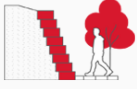
UNILOCK Exclusive Technologies

ENDURACOLOR



APPLICATIONS


Note: Not all sizes are suitable for every application. Contact Unilock Representative for assistance.



Retaining Wall


COLORS

LIGHT GREY
FINISH: SMOOTH
PREMIER



UNIVERSAL COPING
482mm x 70mm x 355mm
19" x 2 3/4" x 14"

DARK CHARCOAL
FINISH: SMOOTH
PREMIER

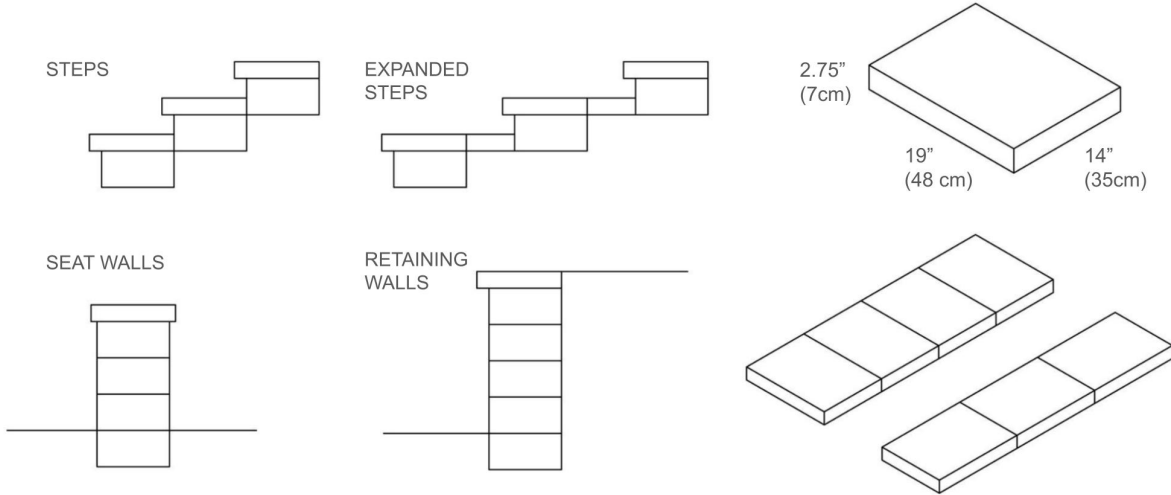


UNIVERSAL COPING
482mm x 70mm x 355mm
19" x 2 3/4" x 14"

TYPICAL CROSS SECTION

Note: Base, screed bed, infill aggregates and or reinforcements may vary based on project requirements or as specified by engineer.

UNIVERSAL COPING



Note:

- Install in Soldier or Sailor fashion
- Adhere using concrete adhesive
- Can be used on any Unilock wall system

PACKAGING

	U-GRIP BASE PAD (CLASSIC)	UNIVERSAL COPING (SMOOTH PREMIER)
UNIT THICKNESS (MM)	55	70
LAYERS PER BUNDLE	9	8
FCFT PER BUNDLE	17.44	-
FCFT PER LAYER	2.18	-
FCFT PER UNIT	0.36	-
UNITS PER BUNDLE	54	48
UNITS PER LAYER	6	6
LBS PER BUNDLE	2,499.94	2,747.23
LBS PER LAYER	277.77	343.40
LBS PER UNIT	46.30	57.23

INSTALLATION NOTES

UNIVERSAL / U-GRIP BASE UNIT IMPORTANT INFORMATION

The base units are designed to provide the installer a flat surface on the retaining wall base gravel to facilitate quick and easy installation of any retaining wall type. These units also help bridge smaller retaining wall units to prevent differential settlement between units. The multiple lines embossed into the surface provide an alignment guide when placing retaining wall units.

Handling and Installation –

The top of the unit should be located below grade in the base trench so that a minimum 6” of the first row of block sits below grade as well.

Units can be individually levelled or they can be placed on a screeded bed of stone chip for rapid installation. Although rectangular in shape, they can be installed in a “sailor” pattern or a “soldier” pattern depending on the wall type and/or the desired appearance.

Always sweep the surface clean prior to placing the first row of retaining wall units.

Contact Unilock Representative for actual color samples and availability. Unilock reserves the right to change product information without notice.

PDF Generated November 19, 2024, 8:14 am

